T r e e C l i m b e r



S m o k y V a l l e y G e n e a l o g i c a l S o c i e t y a n d L i b r a r y, I n c.

Smoky Hill Museum Building

211 West Iron Avenue

Suite 205

Salina, Kansas 67401

785-825-7573

Library Hours

Monday through Saturday – 12:00 PM to 4:00 PM

www.rootsweb.ancestry.com/~kssvgs/

2012 T r e e C l i m b e r - I s s u e T w o

IN LOVING MEMORY

JANET MARGARET FISCHER

Janet Margaret Fischer, 71, of Salina, died Wednesday, July 18 2012. She was born April 18, 1941, in Ellsworth to Margaret (Sullivan) and George Anderson.

Preceded in death: parents; brother, John Andersen; and granddaughter, Emily Fischer. Survivors include her husband, Clay; sons, Jeff (Pam), of Courtland, Nebraska; Dan (Loren), of Irvine, California; and Mike (Sherri), of Longmont, Colorado; grandchildren, Tiffany Parde, Jacey Fischer, Grace Fischer, Cole Fischer and Rylie Fischer; and great-granddaughter, Natalie Parde.

Cremation was chosen and a memorial service will be at a later date. For Online condolences, visit www.carlsonfh.net. Carlson-Geisen-dorf Funeral Home, Salina, is handling arrangements. (Salina Journal, Thursday, 19 July 2012)

Janet was a longtime member of SVGS and had volunteered her time as a librarian, served as treasurer, and also as historian until her health prevented her from coming to the library.

She will be missed...

QUIZ: ANCESTRAL OCCUPATIONS - Have fun with your children and grandchildren!

Old-time Occupation	Description of the job
1. huckster	A. drove a team of horses that hauled cargo
2. spinster	B. did cooking, sewing and cleaning at home
3. midwife	C. sold small items in a shop or booth on the street
4. milliner	D. made or repaired wooden barrels and tubs
5. keeping house	E. mended tin pots and pans and sold them
6. lavender	F. built and maintained mills or mill machinery
7. wainwright	G. washed other people's laundry
8. teamster	H. made or repaired wagons
9. millwright	I. made or repaired shoes
10. cobbler	J. delivered babies and cared for the mothers
11. cooper	K. spun yarn with a spinning wheel
12. tinker	L. a carpenter or worker who sawed wood
13. sawyer	M. made or sold hats

Answers to the quiz:

1. C; 2. K; 3. J; 4. M; 5. B; 6. G; 7. H; 8. A; 9. F; 10. I; 11. D; 12. E; 13. L

Kansas State Archives / Ancestry.com Partnership

Kansas Historical Society

http://www.kshs.org/ancestry

The Kansas Historical Society is partnering with Ancestry.com to make records with genealogical information available via the Internet. Ancestry.com digitized a variety of paper and microfilm records from the State Archives. Access to these records is free to Kansans who verify their residence via driver's license or state ID card information.

The partnership with Ancestry has made online access to these records possible. Currently available through the Kansas resident portal or to anyone with an Ancestry membership are the following records:

Kansas State Census Records (1865-1925—taken every 10 years for each year ending in "5")

Civil War Enlistment Papers of Kansas Volunteer Regiments, 1862, 1863, 1868

Russell County Vital and Probate Records (J. C. Ruppenthal Collection)

World War I, Kansas Veterans, Manuscript Collection no. 49 Letters, military documents, photographs, and other documents providing information on Kansas soldiers in World War I, primarily members of the 35th and 89th Divisions. Items solicited from each veteran or his family included letters, especially from overseas; a photograph; and a brief biography containing date and place of birth, residence, parents' names, occupation, and names of spouse and children. The amount of information in each file varies greatly.

United Spanish-American War Veterans, Reports of Deaths, 1945-1970 (TAPS)

Coming later:
Population Schedules: Counties, 1953-1978
Population Schedules: Cities, 1919-1961
Agricultural Statistical Rolls, ca. 1873-1984
WWI Enlistment and Discharge Records, 1917-1919
United Spanish War Veterans Records, 1898-ca. 1975.
Kansas GAR Post Annual Reports

Using GPS Coordinates in Your Genealogical Research…

I was reading a blog… Marian's Roots & Rambles…. and saw the following article which was credited to guest blogger, Ed, and his blog Riverbend Journal. Since many of us would like to use the newer technology available for genealogy research, but don't know how, I sent Ed a note asking for his permission to includes this in the Tree Climber. He graciously gave us permission and remarked: "I'm always happy to share my tips for using modern technology in the field of genealogy." Thanks, Ed!

A few years ago I was preparing for a trip to visit three generations of my ancestors, the Smith family, in their family cemetery which I had never visited before in eastern Iowa. From descriptions I found online, it was described as being in the middle of a field a quarter mile from the nearest road, not visible from there and in general very hard to find. However, with today's modern technology that is widely available, I found it easily on my first try.

The first and hardest part is to find the place you want to find using Google Earth which is a free program you can download from the internet. Once you have found your target, in my case Smith Cemetery, add a 'placemark' by clicking the pushpin icon on the toolbar at the top of the screen and placing it over your target. Google Earth will give you a chance to name your placemark and more importantly, will give you the GPS coordinates.

My GPS device requires any coordinates input into it to be in decimal format (instead of degrees, minutes, seconds) so depending on your GPS device, you may have to change the settings in Google Earth to have it output the coordinates in the same format. In my case since I needed decimal format so I clicked on Tools, Options and choose that option on the 3D View tab as shown below.

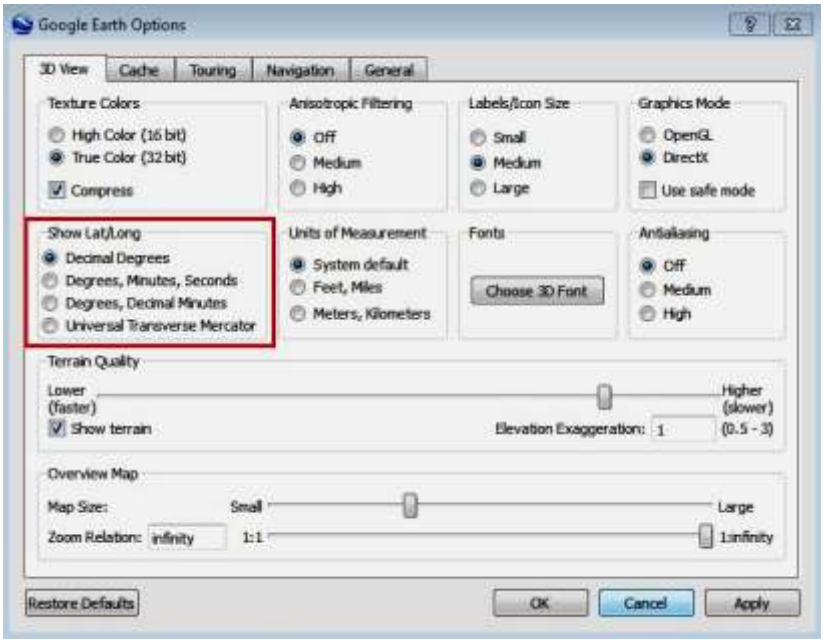

Once I had the coordinates, all I had to do was input those into my GPS device, tell it to go there and followed the directions. That worked great but I often found myself visiting areas of the country for reasons other than my interest in genealogy, which also happened to be an area where my ancestors lived. But due to my lack of foresight, I didn't have the GPS coordinates with me. I started looking for ways to keep that information with me.

Customizing Your GPS

My GPS is a Garmin and has a Points of Interest or POI Loader that you can download for free from their website. This program allows you to upload your own custom files onto your portable GPS device and access them through the touch screen interface. All you need beside the POI Loader is a spreadsheet program like Excel and the USB cable that came with your GPS unit.

In an Excel spreadsheet, enter the longitude in the first column, the latitude in the second column and the text you want to appear on your Garmin screen inside quotes in the third column. You can enter multiple locations by simply adding new information on new rows. For example, I have the locations of all my ancestor's gravesites within one spreadsheet, another spreadsheet for homesteads and a third for other genealogy related sites that I might want to visit someday in the future. Once you have all the information entered, save your file to your computer using the Save As command and selecting Comma delimited or CSV format. The Garmin POI Loader website has numerous examples of how to create these spreadsheets and load them onto your Garmin GPS.

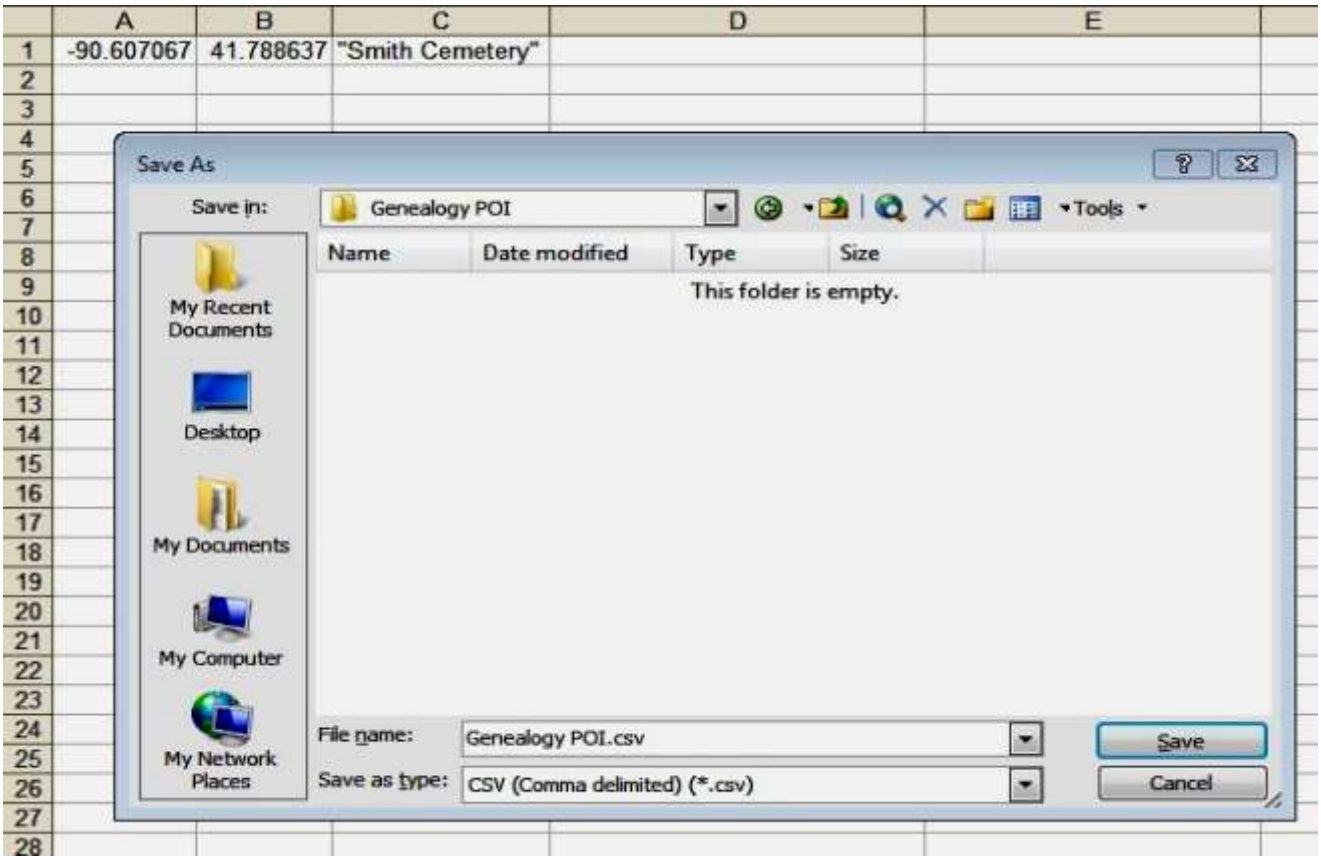

Once you've uploaded the file or files to your GPS device using the POI Loader software, your file name will then become an item under Custom POIs on your Garmin GPS that once selected, will list all your targets along with the usual direction and miles it is from your current location. Select the one you want and away you go.

Another advantage to getting familiar with using GPS coordinates is that it is a very easy way to give 'directions' to other tech savvy people to locate a gravesite of an ancestor for example. So many times I can find the cemetery and know my relative is buried in block C, row 3, 4th plot from the left and without a map, still spend hours walking around looking for their grave. Once I have located the grave, I write down the coordinates of the headstone, update the data on my CSV file and reload it on my GPS device when I get back home. Then if someone wants the information, I can give them the coordinates and by following their GPS, the can get within a couple feet of the desired target saving them a lot of searching and allowing them more time to visit. The possibilities for using this system are endless.

REMEMBER THIS?

1. You had to wash the clothesline before hanging any clothes. Walk the length of each line with a damp cloth around the line.

2. You had to hang the clothes in a certain order and always hang whites with whites and hang them first.

3. You never hung a shirt by the shoulders, always by the tail... what would the neighbors think?

CLOTHESLINES

A clothesline was a news forecast to neighbors passing by.

There were no secrets you could keep when clothes were hung to dry.

It also was a friendly link for neighbors always knew

If company had stopped on by to spend a night or two.

For then you'd see the fancy sheets and towels upon the line;

You'd see the company table clothes with intricate design.

The line announced a baby's birth to folks who lived inside

As brand new infant clothes were hung so carefully with pride.

The ages of the children could so readily be known.

By watching how the sizes changed you'd know how much they'd grown.

It also told when illness struck, as extra sheets were hung;

Then nightclothes, and a bathrobe, too, haphazardly were strung.

It said, "Gone on vacation now" when lines hung limp and bare.

It told, "We're back!" when full lines sagged with not an inch to spare.

New folks in town were scorned upon if wash was dingy gray,

As neighbors raised their brows, and looked disgustedly away.

But clotheslines now are of the past for dryers make work less.

Now what goes on inside a home is anybody's guess.

I really miss that way of life. It was a friendly sign

When neighbors knew each other best by what hung on the line!

(Author Unknown)

DID YOU KNOW?

The IGI Index is now available on familysearch.org? The IGI and all the records from the FamilySearch record collection can be searched from the main page of FamilySearch.org. The IGI can also be searched by typing IGI in the search box of the Historical Record Collections page.

Birth Years of Men and Wars in Which They May Have Served

Born Between	War	Date of War
1560-1760	Colonial Wars (King Philip's War, French & Indian, etc)	1607-1774
1720-1763	American Revolution	1775-1783
1740-1791	Indian Wars	1790-1811
1762-1894	War of 1812	1812-1815
1762-1840	Indian Wars	1815-1858
1796-1828	Mexican War	1846-1848
1806-1849	Civil War	1861-1865
1848-1884	Spanish-American War & Philippine Insurrection	1898-1902
1865-1900	World War I	1914-1918
1891-1924	World War II	1941-1945
1900-1936	Korean War	1950-1953
1915-1956	Viet Nam War	1965-1973
1950-	Gulf Wars & Conflicts	1990-

OKLA OGS QUARTERLY – VOL. 56 #3 2011

Ever wished you had these source books in your own library? Well, they can be at your fingertips without costing a penny…. from ancestry.com! Just go to ancestry.com/wiki under the Learning Center tab and go to the ancestry.com/wiki. **http://www.ancestry.com/wiki/index**



Red Book: American State, County, and Town Sources is a reference book published by Ancestry Publishing. The first edition, called *Ancestry's Red Book: American State, County, and Town Sources* was published in 1989 and was edited by Alice Eichholz, Ph.D., CG. A revised edition was published in 1992. The current edition, the third, was published in 2004 when the title was changed to simply *Red Book: American State, County, and Town Sources*.



The Source: A Guidebook to American Genealogy is a reference book published by Ancestry Publishing. The first edition was published in 1984 and was edited by Arlene H. Eakle and Johni Cerny. A revised edition, edited by Loretto Dennis Szucs and Sandra Hargreaves Luebking, was published in 1997. The current edition, the third, was published in 2006 and was also edited by Szucs and Luebking

1896

ENGAGEMENTS TO MARRY; OR, MARRIAGE CONTRACTS.

1. **Contracts to Marry in the Future.**—Mutual promise by a man and a woman to marry at some future day, constitute a valid contract.

2. **A Marriage Contract.**—A marriage is a civil contract, and is entered into by the mere consent of the parties. If the man says to a woman, "Will you marry me?" or words to that effect, and she says "Yes," or words that imply an affirmative answer, it is by law an agreement or promise of marriage, and both parties are legally held to carry out in good faith the promises thus made.

3. **Breach of Promise.**— If either party refuses to carry out the contract, he or she is guilty of breach of promise, and may recover damages of the other party. It is not very often, however, that the man sues the woman, though he has the right to do so if she fails to make good her promise.

4. **Necessary Proof.**—Generally in case of a lawsuit for breach of promise, there are no direct witnesses, as people generally become engaged without the presence of a third party, but the engagement may be implied by the conduct of the party sued.

5. **Implied Evidence.**—The promise of marriage is implied from circumstances, such as constant visits, presents, or open declarations of the parties, the reception of parents or friends, as an engaged couple, without any objections from the party accused. There are many ways of expressing serious intentions without an open declaration in words. Conduct speaks louder than words.

6. **Excuses for Breaking the Promise.**—A refusal may be justified on the ground of the bad character or conduct of the other party; poor health of either party is sometimes a good excuse, but not generally. If the woman were a widow or divorced, and concealed this fact from the man, this justifies a refusal to marry on his part.

7. **Time of Marriage.**—When a man promises to marry a woman without stating any special time, the law holds him guilty of breach of promise, unless he is ready to fulfill his engagement within a reasonable time, five years was held by law as being an unreasonable time.

8. **When a Promise is Not Binding.**—If either party is under twenty-one years of age, he or she is not bound by promise to marry, and the law will excuse them any time from making good the promise; but, if the man is over 21 years of age, he can be held, and must make his promises good or pay the damages.

9. **Seduction.**—Seduction of a woman of lawful age under promise of marriage and subsequent refusal to marry on his part, while not a crime, subjects the person so doing to heavy damages in a civil action for a breach of promise to marry, the seduction being used in aggravation of the ordinary damages allowed in actions for breach of promise to marry.

POPPING THE QUESTION.

10. **A Cowardly Act.**—A young man who makes promises of marriage to a young lady, or gives her reason to believe that he is sincere in his visits and intentions, and then without excuse or cause devotes his attentions to another, commits a cowardly act. No honorable young man will do it.

No young man has a right to demand a young lady's exclusive company, without some definite understanding, and a young lady is very injudicious, if not foolish, if she receives the attentions of a young man, who claims her entire society, without some understanding or promise of sincerity. When the promise of marriage has once been made, it should be kept in good faith, unless both parties mutually agree to dissolve. The law always requires the promises of marriage to be met in good faith.

THE SALINA FLOOD OF 1927

MONTHLY MEETINGS

Held the second Saturday of each month from September to May
2:00 p.m. in Community Room 208 at the Smoky Hill Museum Building

We are looking for favorite "to die for" desserts... or heritage recipes from your ancestors kitchens!

What is your most favorite "to die for" dessert? One you can't help but want to share with others ? The SVGS monthly meetings are just the place to do that. We are asking you to please volunteer to bring that dessert to one of our monthly meeting between September 2012 and May 2013 (with the exception of December which is our annual dinner). Please contact Nanc Scholl (785) 479-1329 and let her know which month you want to share. SVGS will provide napkins, plates, plastic ware, table coverings, cups and coffee, unless you would like to decorate the table in some other way. That is totally up to you. Can't wait to see what we have at our September meeting.....call right away to be the first on the list,.....see you in September!

PROGRAMS

September 8th, 2012—2:00 P.M. **THE BASICS OF USING FIND A GRAVE**

Janet Flickinger will be covering the basics of using findagrave.com and how to enter your ancestors and family in the findagrave.com database. This website, along with census records, can be a valuable tool in your research "toolbox".

October 13th, 2012—2:00 P.M. ***HISTORY ON A PIECE OF CLOTH: KANSAS FLOUR SACKS***

A fascinating collection of over 100 Kansas flour sacks are used as a vehicle to learn about the depression era, especially in Kansas. PowerPoint slides are augmented by several actual sacks circulated among the audience. The collection is predominantly from the 1920s through the 1940s. These are not calico fabric sacks, but are printed with the name, location and logo of the mill. They are like mini-billboards of their time, expressing political views, advertising trends, marketing schemes, cultural themes, nutrition advancement and more. The audience will be given time to ask questions and share their own stories. Presented by Nancy Jo Leachman

November 9th, 2012—2:00 P.M. **TO BE ANNOUNCED: IT'S A SURPRISE!**

December 8th, 2012—NOON **ANNUAL CHRISTMAS POT-LUCK DINNER!**